




PAS

POWERED ACCESS SERVICES

www.poweredaccessservices.co.uk

› Hire › Sales › Training



The reliable, friendly,
hire company for

› Booms › Scissors › Telehandlers
› Specialist Access Equipment



› Midlands

Powered Access Services
Beveridge Lane, Ellistown, Coalville
Leicestershire, LE67 1FB

headoffice@poweredaccessservices.co.uk

Tel: 01530 264242

Fax: 01530 264126

› Northamptonshire

Powered Access Services
Cranford Rd, Burton Latimer, Kettering
NN15 5TB

northampton@poweredaccessservices.co.uk

Tel: 01536 212242

› South of England

Powered Access Services
London Rd, Hitchin, Hertfordshire
SG4 7PQ

london@poweredaccessservices.co.uk

Tel: 01438 364412

› Introduction to PAS

Powered Access Services are a leading UK rental company with strategically located depots in the Midlands and South along with satellite locations in various areas. We have a wide range of scissor lifts, booms lifts, telehandlers and other specialised equipment available for hire – suitable for working indoors or outdoors and with a choice of power source to suit your project. Along with customer service you can rely on, we also never forget that safety is both our and your number one priority. Therefore you can be sure you receive a fully serviced and pre-hire checked machine when hiring from Powered Access Services.

Not sure which machine is best for you?

Why not use our free survey for your piece of mind?

Contact us and we'll ensure you get the right machine for the job!

› Machine Sales

With links to all of the leading manufacturers across the globe we can supply powered access equipment at great prices and with our replacement programme, PAS has a good supply of our own used platforms available.

› Service

We can provide advice and information enabling to you work at height safely, and with a team of mobile engineers we're always on hand to support your Powered Access needs. All of our machines are regularly checked and maintained by our team of experienced engineers before you take delivery, on our modern fleet of specialist lorries.

We can also provide servicing, inspection and maintenance agreements on your existing owned equipment.

› Training

PAS offer IPAF approved Operator Training courses on site or at our own purpose built facility. **Contact us for further details.**



› Electric Scissors from 4.55 metres - 22.00 metres	Pages 5-17
› Mast /Electric Booms from 9.85 metres - 11.95 metres	Pages 18-19
› Hybrid Booms from 12.20 metres - 20.80 metres	Pages 20-23
› Diesel Booms from 11.91 metres - 43.15 metres	Pages 24-33
› Tracked Diesel Boom 15.00 metres	Pages 34
› Diesel Scissors from 8.10 metres - 28.00 metres	Pages 36-43
› Tracked Diesel Scissors 7.80 metres	Page 44
› Forklift / Reach Trucks	Page 46
› Telehandlers from 7.00 metres - 17.51 metres	Pages 48-55
› Accessories	Page 56-57
› Depot Locations	Page 58
› Specialist Equipment	Page 59
› Training	Pages 60-61
› Sales	Page 62
› Machine Index	Page 63



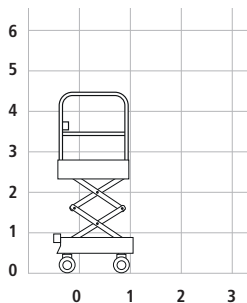
Electric scissor

► BOSS X3

PAS
POWERED ACCESS SERVICES



- › Working height 4.55m
- › Platform capacity 240kg
- › Width x length 0.77m x 1.41m
- › Stowed height 1.8m
- › Weight 347kg



up to 4.55m
working height

All dimensions shown in metres

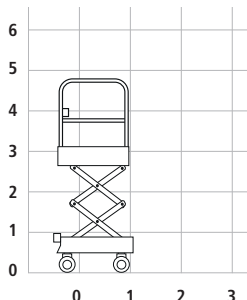
Electric scissor

► 3010E

PAS
POWERED ACCESS SERVICES



- › Working height 5.00m
- › Platform capacity 227kg
- › Width x length 0.77m x 1.26m
- › Stowed height 1.8m
- › Weight 494kg



up to 5.00m
working height

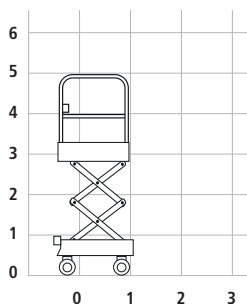
Electric scissor

► BOSS X3X

PAS
// // // //



- › Working height 5.20m
- › Platform capacity 240kg
- › Width x length 0.76m x 1.41m
- › Stowed height 1.80m
- › Weight 370kg



up to 5.02m
working height

All dimensions shown in metres

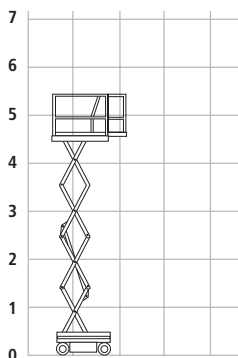
Electric scissor

► GMG 1530-ED Micro

PAS
// // // //



- › Working height 6.5m
- › Platform capacity 240kg
- › Width x length 0.76m x 1.28m
- › Single deck extends 0.52m
- › Stowed height 0.93m
- › Weight 860kg



deck extends
to 1.80m max



up to 6.50m
working height

All dimensions shown in metres

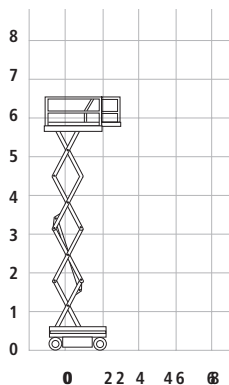
Electric scissor

► SJ3219

PAS
Power Access Services



- › Working height 7.47m
- › Platform capacity 227kg
- › Width x length 0.81m x 1.80m
- › Single deck extends 0.91m
- › Stowed height 2.13m
- › Weight 1.476kg



deck extends
to 2.71m max



up to 7.47m
working height

All dimensions shown in metres

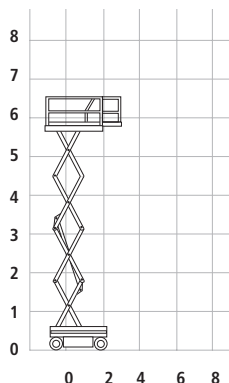
Electric scissor

► GS1932-e

PAS
Power Access Services



- › Working height 7.55m
- › Platform capacity 227kg
- › Width x length 0.81m x 1.83m
- › Single deck extends 0.60m
- › Stowed height 1.97m
- › Weight 1.329kg



deck extends
to 2.43m max



up to 7.55m
working height

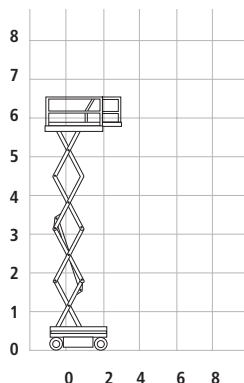
Electric scissor

► S3219e

PAS
POWERED ACCESS SERVICES



- › Working height 7.79m
- › Platform capacity 250kg
- › Width x length 0.81m x 1.78m
- › Single deck extends 0.89m
- › Stowed height 2.00m
- › Weight 1.611kg



deck extends
to 2.67m max



up to 7.79m
working height

All dimensions shown in metres

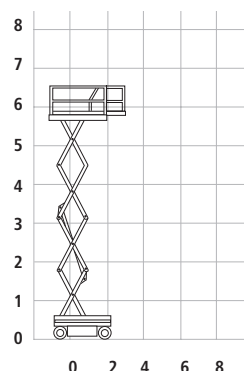
Electric scissor

► 1932ME

PAS
POWERED ACCESS SERVICES



- › Working height 7.80m
- › Platform capacity 230kg
- › Width x length 0.81m x 1.80m
- › Single deck extends 0.90m
- › Stowed height 2.14m
- › Weight 1.575kg



deck extends
to 2.70m max



up to 7.80m
working height

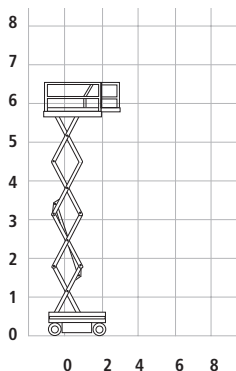
All dimensions shown in metres

Electric scissor

► JCB S1930e



- › Working height 7.85m
- › Platform capacity 227kg
- › Width x length 0.76m x 1.83m
- › Single deck extends 0.90m
- › Stowed height 2.12m
- › Weight 1.456kg



deck extends
to 2.73m max



up to 7.80m
working height

All dimensions shown in metres

Depot Locations



Access Hire and accessories
are available across the UK.

Contact your local PAS depot
for availability.

- › **Midlands** 01530 264242
headoffice@poweredaccessservices.co.uk
- › **Northamptonshire** 01536 212242
northampton@poweredaccessservices.co.uk
- › **South** 01438 364412
london@poweredaccessservices.co.uk



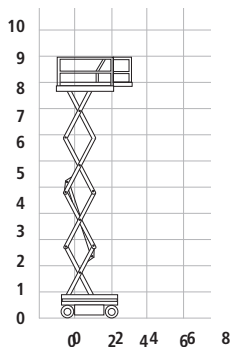
Electric scissor

► 2632

PAS
// // // //



- › Working height 9.63m
- › Platform capacity 230kg
- › Width x length 0.80m x 3.24m
- › Single deck extends 1.00m
- › Stowed height 2.29m
- › Weight 2.000kg



deck extends
to 3.25m max



up to 9.90m
working height

All dimensions shown in metres

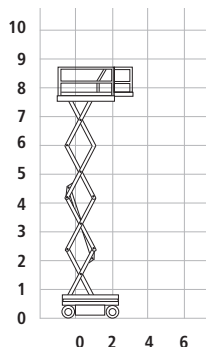
Electric scissor

► JLG 2630 ES

PAS
// // // //



- › Working height 9.77m
- › Platform capacity 230kg
- › Width x length 0.76m x 2.3m
- › Single deck extends 0.90m
- › Stowed height 2.20m
- › Weight 2.155kg



up to 9.77m
working height

All dimensions shown in metres

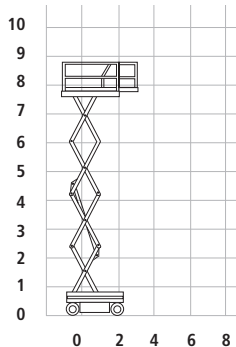
Electric scissor

► SJ3226

PAS
////////



- › Working height 9.75m
- › Platform capacity 227kg
- › Width x length 0.81m x 2.32m
- › Single deck extends 0.90m
- › Stowed height 2.15m
- › Weight 1.876kg



deck extends
to 3.23m max



up to 9.75m
working height

All dimensions shown in metres

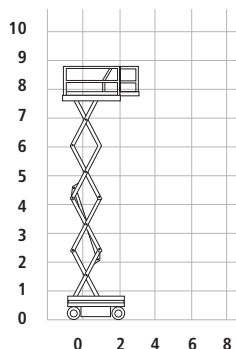
Electric scissor

► GS2632

PAS
////////



- › Working height 9.96m
- › Platform capacity 227kg
- › Width x length 0.81m x 2.44m
- › Single deck extends 0.91m
- › Stowed height 1.91m
- › Weight 2.145kg



deck extends
to 3.35m max



up to 9.96m
working height

All dimensions shown in metres

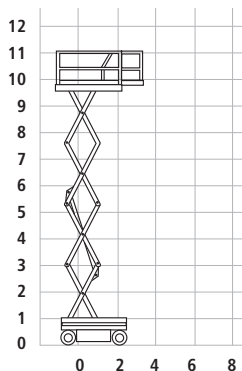
Electric scissor

► SJ4732

PAS
POWERED ACCESS SERVICES



- › Working height 11.48m
- › Platform capacity 318kg
- › Width x length 1.19m X 2.32m
- › Single deck extends 1.22m
- › Stowed height 2.39m
- › Weight 2.492kg



deck extends
to 3.54m max



up to 11.60m
working height

All dimensions shown in metres

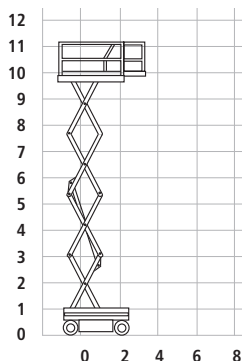
Electric scissor

► GS3246

PAS
POWERED ACCESS SERVICES



- › Working height 11.78m
- › Platform capacity 318kg
- › Width x length 1.16m x 2.26m
- › Single deck extends 0.91m
- › Stowed height 2.44m
- › Weight 2.367kg



deck extends
to 3.32m max



up to 11.75m
working height

All dimensions shown in metres

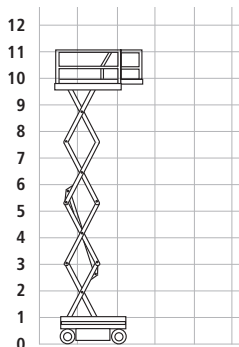
Electric scissor

► SJ4632

PAS
/ / / / /



- › Working height 11.80m
- › Platform capacity 317kg
- › Width x length 1.20m X 2.20m
- › Single deck extends 1.20m
- › Stowed height 2.20m
- › Weight 2.300kg



deck extends
to 3.40 max



up to 11.80m
working height

All dimensions shown in metres

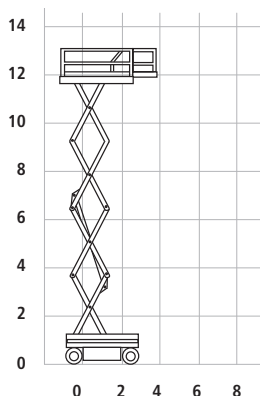
Electric scissor

► GS4047

PAS
/ / / / /



- › Working height 13.70m
- › Platform capacity 350kg
- › Width x length 1.19m x 2.54m
- › Single deck extends 0.91m
- › Stowed height 2.54m
- › Weight 3.221kg



deck extends
to 3.45m max

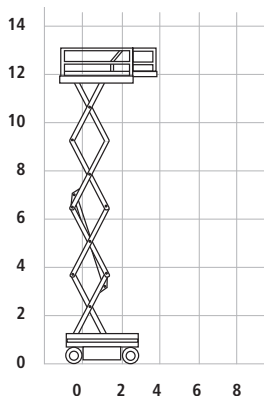


up to 13.70m
working height

All dimensions shown in metres



- › Working height 13.94m
- › Platform capacity 350kg
- › Width x length 1.18m x 2.48m
- › Single deck extends 0.91m
- › Stowed height 2.57m
- › Weight 3.260kg



deck extends
to 3.39m max



up to 13.94m
working height

All dimensions shown in metres

Depot Locations

Access Hire and accessories
are available across the UK.

Contact your local PAS depot
for availability.

- › **Midlands** 01530 264242
headoffice@poweredaccessservices.co.uk
- › **Northamptonshire** 01536 212242
northampton@poweredaccessservices.co.uk
- › **South** 01438 364412
london@poweredaccessservices.co.uk



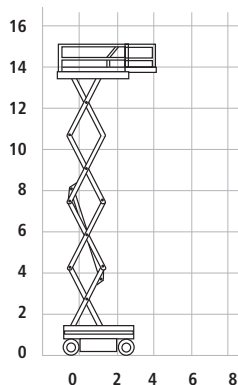
Electric scissor

► JCB 4550e

PAS
POWERED ACCESS SERVICES



- › Working height 15.80m
- › Platform capacity 227kg
- › Width x length 1.25m x 2.76m
- › Single deck extends 0.90m
- › Stowed height 2.60m
- › Weight 3.366kg



deck extends
to 3.54m max



up to 11.60m
working height

All dimensions shown in metres

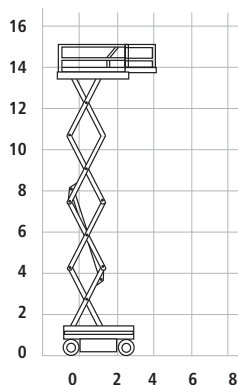
Electric scissor

► 4647E Plus

PAS
POWERED ACCESS SERVICES



- › Working height 15.80m
- › Platform capacity 227kg
- › Width x length 1.27m x 2.78m
- › Single deck extends 0.90m
- › Stowed height 2.60m
- › Weight 3.375kg



deck extends
to 3.54m max



up to 11.60m
working height

All dimensions shown in metres

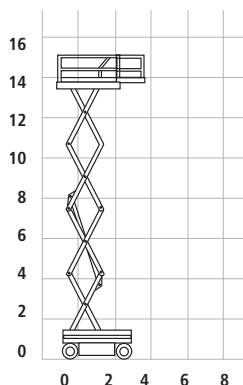
Electric scissor

► AIRO X16EW

PAS
/ / / / /



- › Working height 15.90m
- › Platform capacity 250kg
- › Width x length 1.20m x 2.4m
- › Single deck extends 1.50m
- › Stowed height 2.74m
- › Weight 3.600kg



deck extends
to 3.75m max



up to 15.90m
working height

All dimensions shown in metres

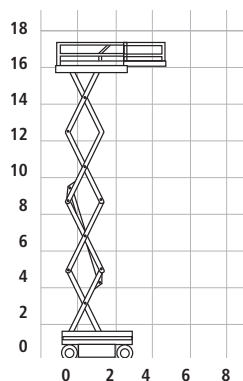
Electric scissor

► PB 175-19E

PAS
/ / / / /



- › Working height 18.10m
- › Platform capacity 500kg
- › Width x length 1.93m x 4.20m
- › Single deck extends 2.25m
- › Stowed height 3.45m
- › Weight 8.810kg



deck extends
to 6.45m max



up to 18.10m
working height

All dimensions shown in metres

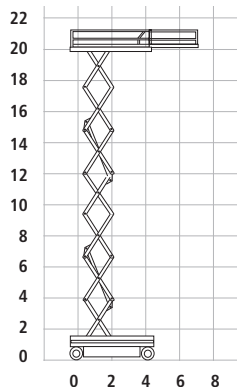
Electric scissor

► JCPT2212DC

PAS
// // // //



- › Working height 22.00m
- › Platform capacity 750kg
- › Width x length 1.25m x 4.72m
- › Single deck extends 2.70m
- › Stowed height 3.86m
- › Weight 13.400kg



deck extends
to 7.65m max



up to 22.00m
working height

All dimensions shown in metres

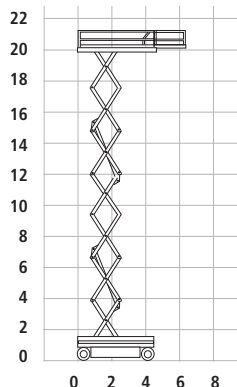
Electric scissor

► JCPT2223DC

PAS
// // // //



- › Working height 22.00m
- › Platform capacity 750kg
- › Width x length 2.46m x 4.95m
- › Single deck extends 1.80m
- › Stowed height 3.82m
- › Weight 12.350kg



deck extends
to 6.52m max



up to 22.00m
working height

All dimensions shown in metres

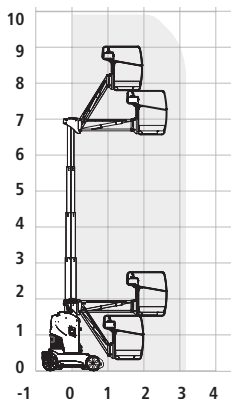
Mast boom

► 100VJR

PAS
////////



- › Working height 9.85m
- › Platform capacity 200kg
- › Width x length 0.99m x 2.80m
- › Working outreach 3.15m
- › Stowed height 1.99m
- › Weight 2.650kg



up to 9.85m
working height

All dimensions shown in metres

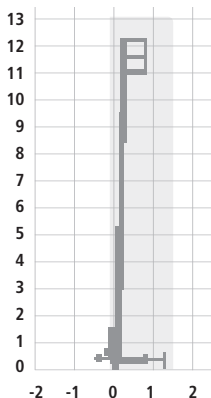
Mast boom

► AWP 36S

PAS
////////



- › Working height 13.10m
- › Platform capacity 159kg
- › Width x length 0.74m x 1.40m
- › Stowed height 2.78m
- › Weight 502kg



up to 13.10m
working height

All dimensions shown in metres

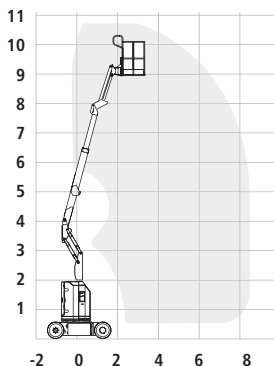
Electric boom

► Z30 / 20N RJ

PAS
Power Access Services



- › Working height 10.89m
- › Platform capacity 227kg
- › Width x length 1.19m x 5.31m
- › Working outreach 6.25m
- › Stowed height 2.0m
- › Weight 6.450kg



up to 10.89m
working height

All dimensions shown in metres

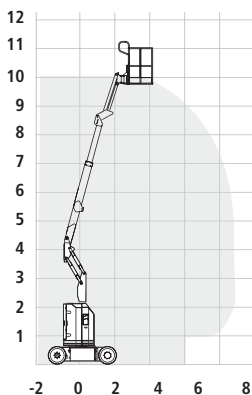
Electric boom

► Manitou 120 AETJ

PAS
Power Access Services



- › Working height 11.95m
- › Platform capacity 200kg
- › Width x length 1.20m x 5.48m
- › Working outreach 7.0m
- › Stowed height 2.16m
- › Weight 6.660kg



up to 11.95m
working height

All dimensions shown in metres

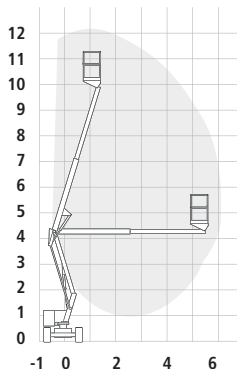
Hybrid

► HR12N Bi-Energy

PAS
///



- › Working height 12.20m
- › Platform capacity 200kg
- › Width x length 1.50m x 4.10m
- › Working outreach 6.10m
- › Stowed height 2.26m
- › Weight 3.435kg



up to 12.20m
working height

All dimensions shown in metres

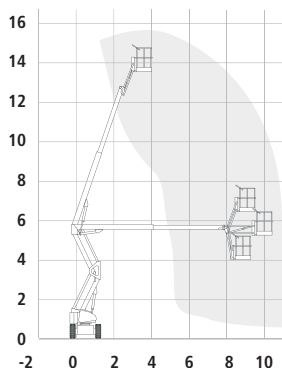
Hybrid

► HR15NDE Bi-Energy

PAS
///



- › Working height 15.50m
- › Platform capacity 225kg
- › Width x length 1.50m x 6.40m
- › Working outreach 9.70m
- › Stowed height 1.99m
- › Weight 7.250kg



up to 15.50m
working height

All dimensions shown in metres

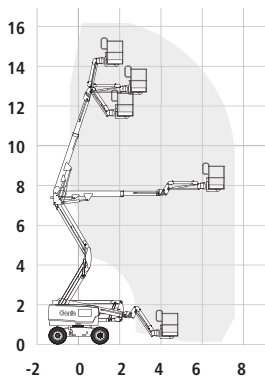
Hybrid

► Z45FE

PAS
Power Access Services



- › Working height 15.92m
- › Platform capacity 300kg
- › Width x length 2.29m x 5.87m
- › Working outreach 6.94m
- › Stowed height 2.29m
- › Weight 6.559kg




up to 15.92m
working height

All dimensions shown in metres

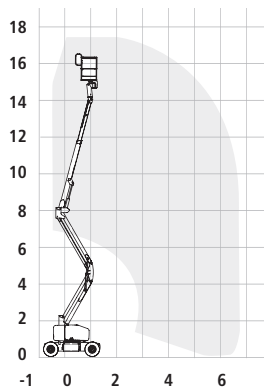
Hybrid

► HR17N

PAS
Power Access Services



- › Working height 17.00m
- › Platform capacity 225kg
- › Width x length 1.50m x 6.40m
- › Working outreach 9.70m
- › Stowed height 1.99m
- › Weight 7.650kg



up to 17.00m
working height

All dimensions shown in metres

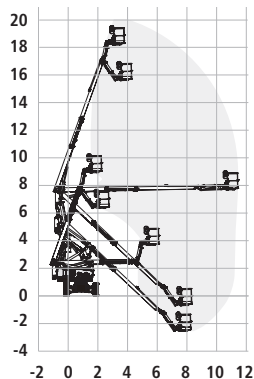
Hybrid

► Z60/37FE

PAS
HYBRID



- › Working height 20.16m
- › Platform capacity 227kg
- › Width x length 2.44m x 8.15m
- › Working outreach 11.15m
- › Stowed height 2.54m
- › Weight 7.756kg



up to 20.16m
working height

All dimensions shown in metres

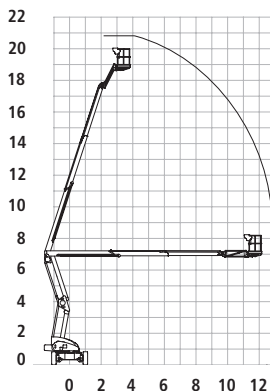
Hybrid

► HR21

PAS
HYBRID



- › Working height 20.80m
- › Platform capacity 250kg
- › Width x length 2.27m x 6.62m
- › Working outreach 13.00m
- › Stowed height 2.18m
- › Weight 6.640kg



up to 20.80m
working height

All dimensions shown in metres



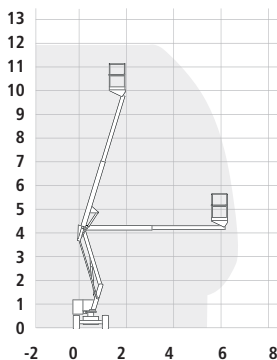
Diesel boom

► MAN'GO 12

PAS
////////



- › Working height 11.91m
- › Platform capacity 230kg
- › Width x length 1.8m x 5.5m
- › Working outreach 6.69m
- › Stowed height 2.49m
- › Weight 4.150kg



up to 11.91m
working height

All dimensions shown in metres

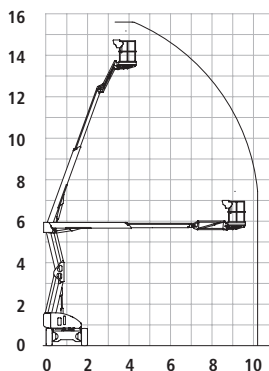
Diesel boom

► HR15D 4X4

PAS
////////



- › Working height 15.70m
- › Platform capacity 225kg
- › Width x length 2.00m x 6.35m
- › Working outreach 9.40m
- › Stowed height 2.15m
- › Weight 4.800kg



up to 15.70m
working height

All dimensions shown in metres

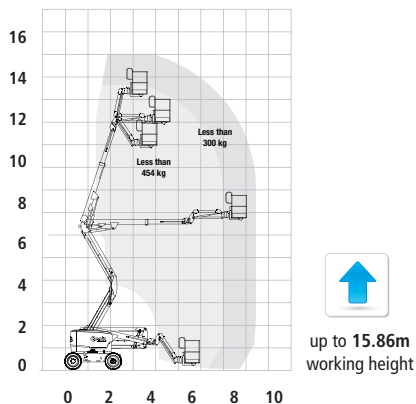
Diesel boom

► Z45XC

PAS
////////



- › Working height 15.86m
- › Platform capacity 300/454kg
- › Width x length 1.83m x 6.66m
- › Working outreach 7.55m
- › Stowed height 2.55m
- › Weight 7.421kg



All dimensions shown in metres

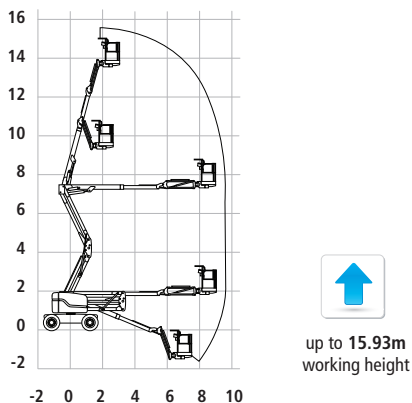
Diesel boom

► SJ46AJ

PAS
////////

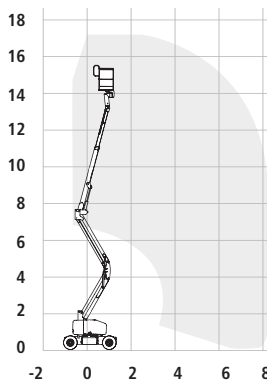


- › Working height 15.93m
- › Platform capacity 227kg
- › Width x length 2.29m x 6.35m
- › Working outreach 7.45m
- › Stowed height 2.06m
- › Weight 6.033kg





- › Working height 15.94m
- › Platform capacity 227kg
- › Width x length 1.79m x 6.83m
- › Working outreach 8.30m
- › Stowed height 2.0m
- › Weight 7.620kg



up to 15.94m
working height

All dimensions shown in metres

Depot Locations

Access Hire and accessories
are available across the UK.

Contact your local PAS depot
for availability.

- › **Midlands** 01530 264242
headoffice@poweredaccessservices.co.uk
- › **Northamptonshire** 01536 212242
northampton@poweredaccessservices.co.uk
- › **South** 01438 364412
london@poweredaccessservices.co.uk



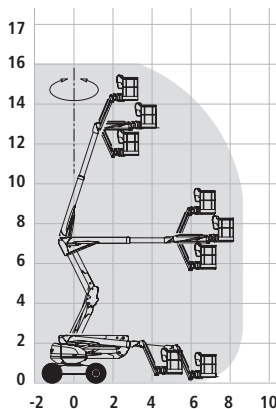
Diesel boom

► 160 ATJ

PAS
////////



- › Working height 16.02m
- › Platform capacity 230kg
- › Width x length 2.32m x 6.68m
- › Working outreach 8.30m
- › Stowed height 2.63m
- › Weight 6.118kg



up to 16.02m
working height

All dimensions shown in metres

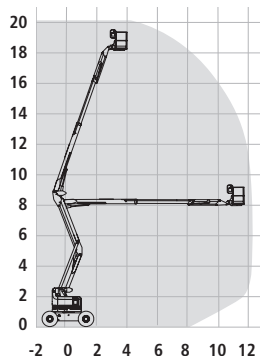
Diesel boom

► 200 ATJ

PAS
////////



- › Working height 20.28m
- › Platform capacity 230kg
- › Width x length 2.40m x 8.42m
- › Working outreach 12.0m
- › Stowed height 2.85m
- › Weight 10.050kg



up to 20.28m
working height

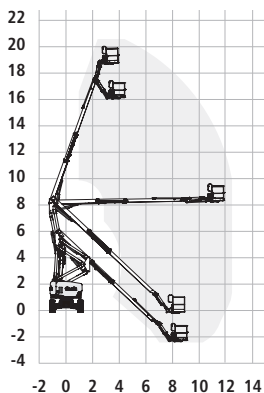
Diesel boom

► Z62/40

PAS
////////



- › Working height 20.87m
- › Platform capacity 227kg
- › Width x length 2.49m x 9.25m
- › Working outreach 12.42m
- › Stowed height 2.54m
- › Weight 10.281kg



up to 20.87m
working height

All dimensions shown in metres

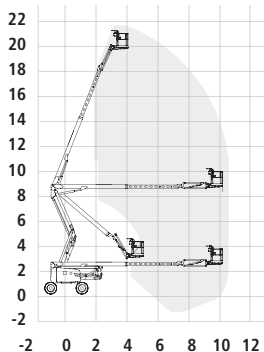
Diesel boom

► SJ63AJ

PAS
////////



- › Working height 21.38m
- › Platform capacity 227kg
- › Width x length 2.44m x 9.14m
- › Working outreach 12.19m
- › Stowed height 2.54m
- › Weight 10.200kg



up to 21.38m
working height

All dimensions shown in metres

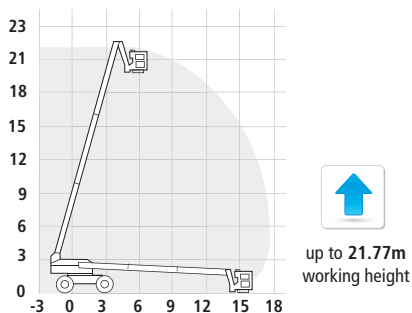
Diesel boom

► 220 TJ

PAS
////////



- › Working height 21.77m
- › Platform capacity 230kg
- › Width x length 2.48m x 9.80m
- › Working outreach 17.63m
- › Stowed height 2.72m
- › Weight 11.850kg



All dimensions shown in metres

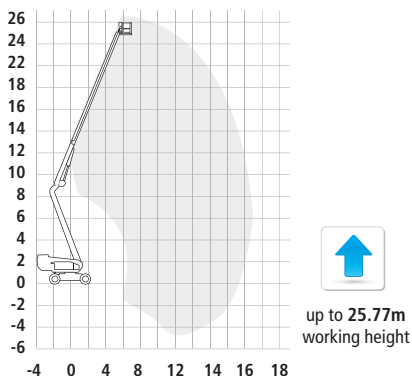
Diesel boom

► Z80 / 60

PAS
////////

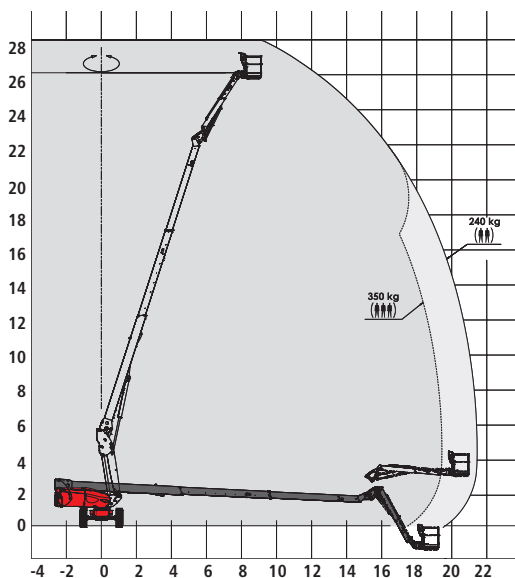


- › Working height 25.77m
- › Platform capacity 227kg
- › Width x length 2.49m x 11.27m
- › Working outreach 18.29m
- › Stowed height 3.0m
- › Weight 16.284kg





All dimensions shown in metres



- › Working height 27.75m
- › Platform capacity 350kg 3 pers.
240kg 2 pers.
- › Width x length 2.43m x 11.35m
- › Working outreach 21.45m
- › Stowed height 2.75m
- › Weight 16.500kg



up to 27.75m
working height



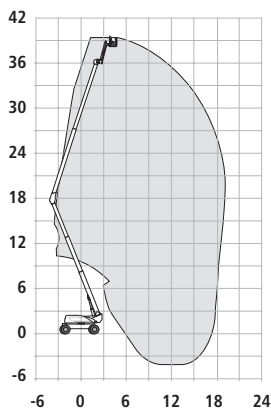
Diesel boom

► 1250AJ

PAS
////////



- › Working height 40.30m
- › Platform capacity 450kg
- › Width x length 2.49m x 14.48m
- › Working outreach 19.25m
- › Stowed height 3.05m
- › Weight 21.000kg



up to 40.30m
working height

All dimensions shown in metres

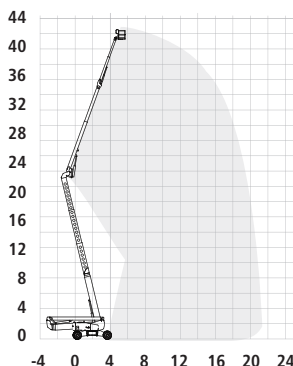
Diesel boom

► ZX135 / 70

PAS
////////



- › Working height 43.15m
- › Platform capacity 272kg
- › Width x length 5.03m x 12.93m
- › Working outreach 18.03m
- › Stowed height 3.09m
- › Weight 20.502kg

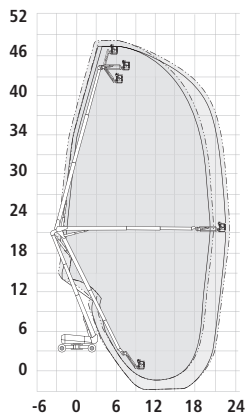


up to 43.15m
working height

All dimensions shown in metres



- › Working height 45.72m
- › Platform capacity 454kg
- › Width x length 2.50m x 12.09m
- › Working outreach 22.86m
- › Stowed height 3.10m
- › Weight 26.039kg



up to 45.72m
working height

All dimensions shown in metres

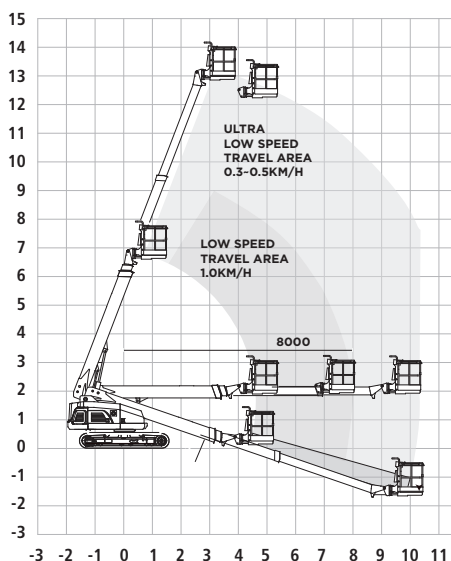
Depot Locations

Access Hire and accessories
are available across the UK.

Contact your local PAS depot
for availability.

- › **Midlands** 01530 264242
headoffice@poweredaccessservices.co.uk
- › **Northamptonshire** 01536 212242
northampton@poweredaccessservices.co.uk
- › **South** 01438 364412
london@poweredaccessservices.co.uk





- › Working height 15.00m
- › Platform capacity 300kg
- › Width x length 2.25m x 7.34m
- › Working outreach 10.30m
- › Stowed height 2.17m
- › Weight 8.420kg



up to 15.00m
working height





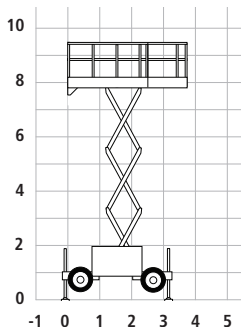
Diesel scissor

► 2755 RT

PAS
/ / / / /



- › Working height 10.10m
- › Platform capacity 300kg
- › Width x length 1.45m x 3.30m
- › Single deck extends 1.20m
- › Stowed height 2.35m
- › Weight 2.750kg



deck extends
to 4.50m max



up to 10.10m
working height

All dimensions shown in metres

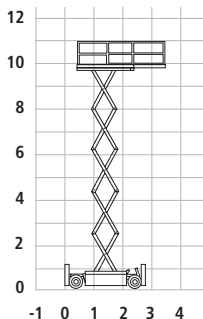
Diesel scissor

► SJ6832 RT

PAS
/ / / / /



- › Working height 11.58m
- › Platform capacity 454kg
- › Width x length 1.76m x 2.72m
- › Single deck extends 1.52m
- › Stowed height 2.51m
- › Weight 3.475kg



deck extends
to 4.24m max



up to 11.58m
working height

All dimensions shown in metres

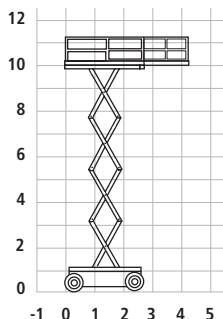
Diesel scissor

► GS3369 RT

PAS
// // // //



- › Working height 11.90m
- › Platform capacity 454kg
- › Width x length 1.75m x 2.79m
- › Single deck extends 1.52m
- › Stowed height 2.59m
- › Weight 3.882kg



deck extends
to 4.32m max



up to 11.90m
working height

All dimensions shown in metres

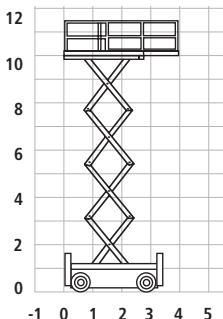
Diesel scissor

► 3370 RT

PAS
// // // //



- › Working height 12.00m
- › Platform capacity 450kg
- › Width x length 1.80m x 3.40m
- › Single deck extends 1.2m
- › Stowed height 2.70m
- › Weight 3.620kg



deck extends
to 4.8m max



up to 12.00m
working height

All dimensions shown in metres

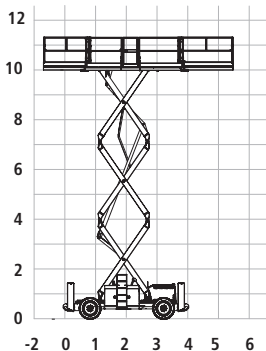
Diesel scissor

► GS3384 RT

PAS
/ / / / /



- › Working height 12.06m
- › Platform capacity 1.134kg
- › Width x length 1.83m x 3.98m
- › Front deck extends 1.52m
- › Rear deck extends 1.22m
- › Stowed height 2.68m
- › Weight 5.364kg



deck extends
to 6.72m max



up to 12.06m
working height

All dimensions shown in metres

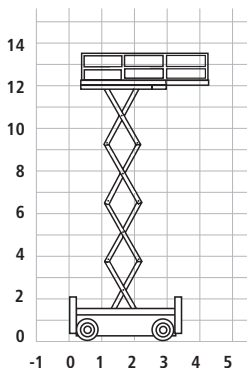
Diesel scissor

► 3970 RT

PAS
/ / / / /



- › Working height 13.80m
- › Platform capacity 350kg
- › Width x length 1.80m x 3.40m
- › Single deck extends 1.20m
- › Stowed height 2.95m
- › Weight 3.790kg



deck extends
to 4.60m max

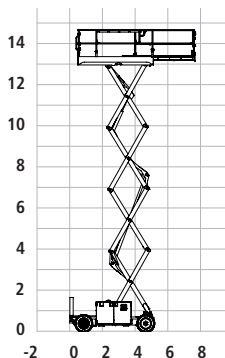


up to 13.90m
working height

All dimensions shown in metres



- › Working height 15.11m
- › Platform capacity 680kg
- › Width x length 1.83m x 4.88m
- › Front deck extends 1.52m
- › Stowed height 2.93m
- › Weight 6.195kg



deck extends
to 6.40m max



up to 15.11m
working height

All dimensions shown in metres

Depot Locations

Access Hire and accessories
are available across the UK.

Contact your local PAS depot
for availability.

- › **Midlands** 01530 264242
headoffice@poweredaccessservices.co.uk
- › **Northamptonshire** 01536 212242
northampton@poweredaccessservices.co.uk
- › **South** 01438 364412
london@poweredaccessservices.co.uk



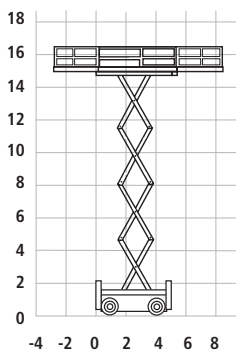
Diesel scissor

► SJ9250 RT

PAS
/ / / / /



- › Working height 17.07m
- › Platform capacity 680kg
- › Width x length 1.83m x 4.88m
- › Front deck extends 1.52m
- › Rear deck extends 1.52m
- › Stowed height 3.15m
- › Weight 9.190kg



deck extends
to 7.92m max



up to 17.20m
working height

All dimensions shown in metres

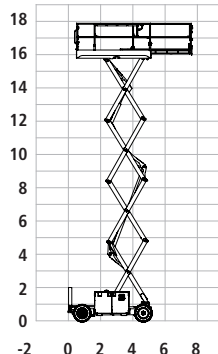
Diesel scissor

► GS5390 RT

PAS
/ / / / /



- › Working height 18.15m
- › Platform capacity 680kg
- › Width x length 1.83m x 4.88m
- › Front deck extends 1.22m
- › Rear deck extends 1.52m
- › Stowed height 2.47m
- › Weight 9.190kg



deck extends
to 7.62m max



up to 18.15m
working height

All dimensions shown in metres

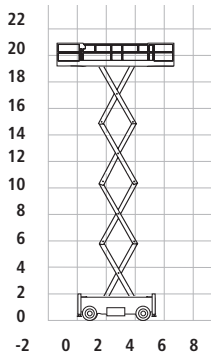
Diesel scissor

► SJ9664 RT

PAS
// // // //



- › Working height 21.34m
- › Platform capacity 513kg
- › Width x length 2.44m x 4.57m
- › Front deck extends 1.22m
- › Rear deck extends 1.52m
- › Stowed height 2.77m
- › Weight 9.979kg



deck extends
to 7.31m max



up to 21.34m
working height

All dimensions shown in metres

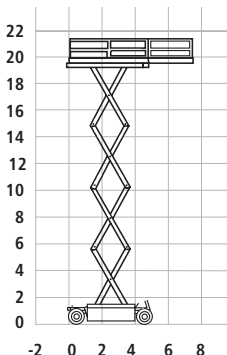
Diesel scissor

► PB 225-24 RT

PAS
// // // //



- › Working height 22.30m
- › Platform capacity 750kg
- › Width x length 2.47m x 4.84m
- › Single deck extends 2.70m
- › Stowed height 3.72m
- › Weight 12.160kg



deck extends
to 7.20m max



up to 22.30m
working height

All dimensions shown in metres

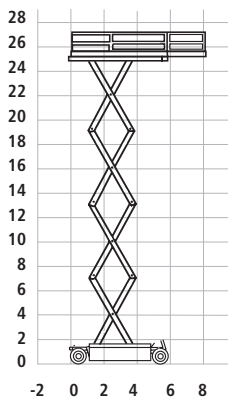
Diesel scissor

► PB270-24 RT

PAS
/ / / / /



- › Working height 27.25m
- › Platform capacity 1000kg
- › Width x length 2.48m x 5.99m
- › Single deck extends 2.25m
- › Stowed height 4.38m
- › Weight 24.890kg



deck extends
to 7.98m max



up to 27.25m
working height

All dimensions shown in metres

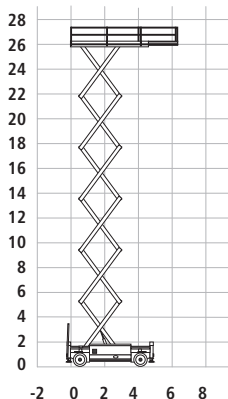
Diesel scissor

► JCPT2825RT

PAS
/ / / / /



- › Working height 28.00m
- › Platform capacity 1000kg
- › Width x length 2.50m x 5.96m
- › Single deck extends 2.10m
- › Stowed height 4.13m
- › Weight 19.800kg



deck extends
to 6.58m max



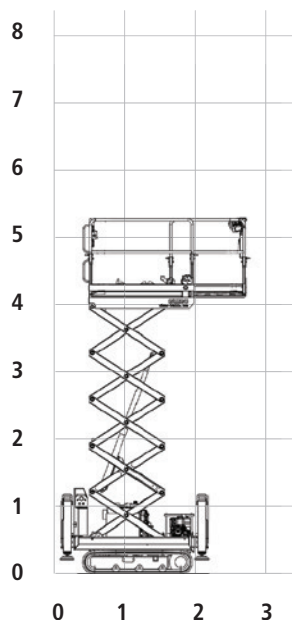
up to 28.00m
working height

All dimensions shown in metres

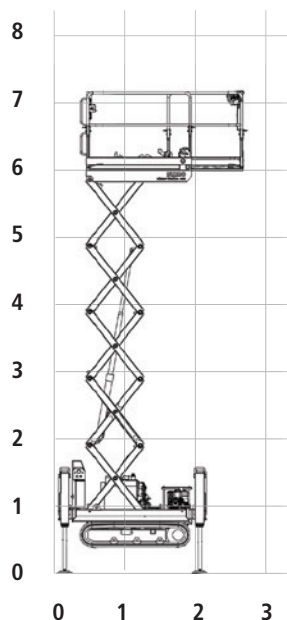




Without Outriggers Retracted



With Outriggers Deployed



- › Working height 7.90m
- › Platform capacity 250kg
- › Width x length 1.30m x 2.14m
- › Single deck extends 0.75m
- › Stowed height 2.80m
- › Weight 1.990kg



deck extends
to 2.89m max



up to 7.90m
working height



› Range of working heights & lift capacities

Power sources
Diesel, Electric or LPG

Popular forklift model

► **Manitou MI 25D**

- › Lifting capacity 2,500kg
- › Working height 4.07m
- › Overall width 1.03m
- › Overall height 2.11m
- › Weight 3,895kg

Contact us today for available stock



Reach Trucks:

- › Perform well in narrow aisles and tighter spaces e.g. warehouses
- › Provide the operator greater visibility as they sit side on to the load
- › Have higher working heights than traditional forklifts
- › Are quiet and no emissions

Contact us today for available stock

› All Your Tool, Plant & Equipment Hire needs now under one account.

With an expansive catalogue of plant and equipment for hire, Powered Access Services is now your one-stop-shop for all your project requirements.

Our highly experienced and knowledgeable team are on hand to help you find the right equipment for every job. With our reputation for being able to respond quickly to urgent requests, deliver when we say we'll deliver, and go the extra mile to meet your needs, it is no wonder that customers come back to us time and time again.

We operate in a wide number of sectors including construction, facilities management, industrial, leisure and the public sector supplying the below products.



Powered Access



Plant Hire



Tool Hire



Welfare Hire



Low level Access



Lifting Equipment



Power Generation



Tower Scaffolding



Non-Mechanical Plant



Tower Lights

Contact your local PAS depot for availability.

› **Midlands** 01530 264242
headoffice@poweredaccessservices.co.uk

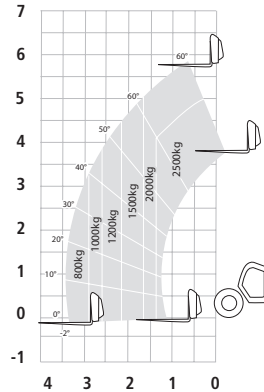
› **Northamptonshire** 01536 212242
northampton@poweredaccessservices.co.uk

› **South** 01438 364412
london@poweredaccessservices.co.uk



up to 5.85m
working height

- › Working height 5.85m
- › Max lift capacity 2.500kg
- › Lift capacity at max height 2.000kg
- › Lift capacity at max reach 800kg
- › Max forward reach 3.40m
- › Reach at max height 0.50m
- › Weight 4.800kg

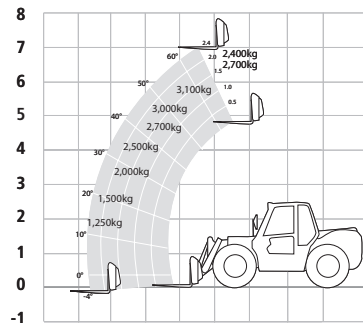


All dimensions shown in metres



up to 7.0m
working height

- › Working height 7.0m
- › Max lift capacity 3.100kg
- › Lift capacity at max height 2.400kg
- › Lift capacity at max reach 1.250kg
- › Max forward reach 3.70m
- › Reach at max height 0.48m
- › Weight 7.060kg



All dimensions shown in metres

Telehandler

► Merlo 33.9-75 G

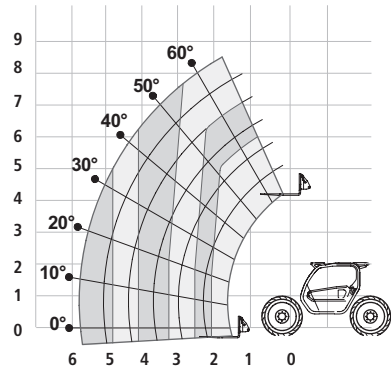
PAS



- › Working height 7.0m
- › Max lift capacity 3.300kg
- › Lift capacity at max height 1.750kg
- › Lift capacity at max reach 600kg
- › Max forward reach 5.70m
- › Reach at max height 1.50m
- › Weight 6.950kg



up to 8.6m
working height



All dimensions shown in metres

Telehandler

► JCB 535-95

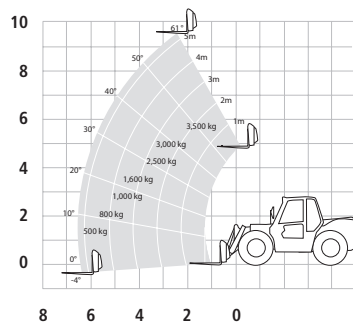
PAS



- › Working height 9.50m
- › Max lift capacity 3.500kg
- › Lift capacity at max height 1.600kg
- › Lift capacity at max reach 500kg
- › Max forward reach 6.52m
- › Reach at max height 2.43m
- › Weight 8.215kg



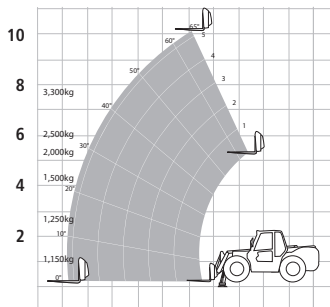
up to 9.50m
working height





up to 10.22m
working height

- › Working height 10.22m
- › Max lift capacity 3.300kg
- › Lift capacity at max height 3.300kg
- › Lift capacity at max reach 1.000kg
- › Max forward reach 6.83m
- › Reach at max height 1.91m
- › Weight 8.850kg

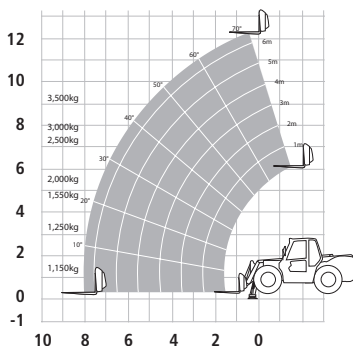


All dimensions shown in metres



up to 12.28m
working height

- › Working height 12.28m
- › Max lift capacity 3.500kg
- › Lift capacity at max height 3.500kg
- › Lift capacity at max reach 1.150kg
- › Max forward reach 8.10m
- › Reach at max height 0.46m
- › Weight 10.066kg



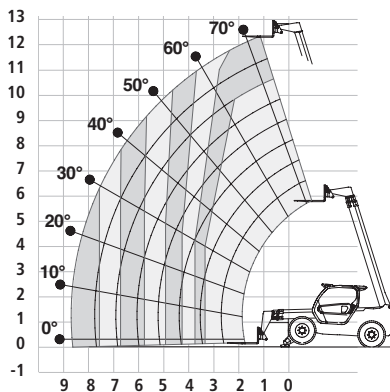
All dimensions shown in metres



- › Working height 12.50m
- › Max lift capacity 4.000kg
- › Lift capacity at max height 3.500kg
- › Lift capacity at max reach 1000kg
- › Max forward reach 8.74m
- › Reach at max height 3.30m
- › Weight 9.950kg



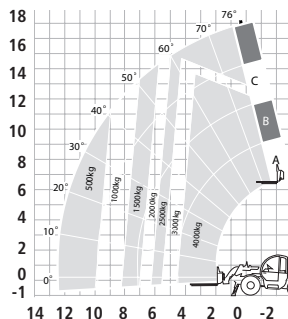
up to 12.50m
working height





up to 14.0m
working height

- › Working height 14.0m
- › Max lift capacity 3600kg
- › Lift capacity at max height 3000kg
- › Lift capacity at max reach 150kg
- › Max forward reach 10.0m
- › Reach at max height 1.28m
- › Weight 9880kg

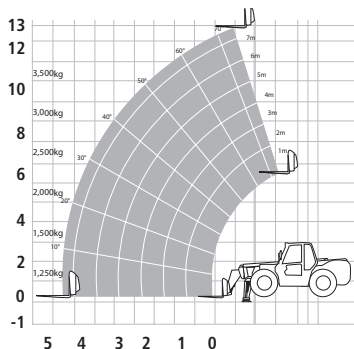


All dimensions shown in metres



up to 13.80m
working height

- › Working height 13.80m
- › Max lift capacity 3500kg
- › Lift capacity at max height 3000kg
- › Lift capacity at max reach 1250kg
- › Max forward reach 9.60m
- › Reach at max height 1.94m
- › Weight 10.880kg



All dimensions shown in metres

Telehandler

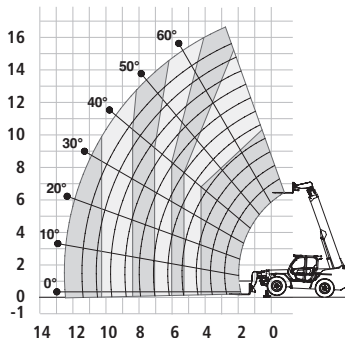
► Merlo P40-17

PAS



up to **16.60m**
working height

- › Working height 16.60m
- › Max lift capacity 4.000kg
- › Lift capacity at max height 2.500kg
- › Lift capacity at max reach 600kg
- › Max forward reach 12.47m
- › Reach at max height 4.06m
- › Weight 12.060kg



All dimensions shown in metres

Telehandler

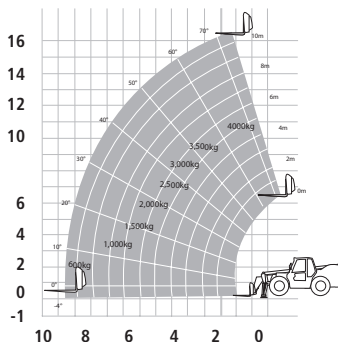
► JCB 540-170

PAS



up to **16.70m**
working height

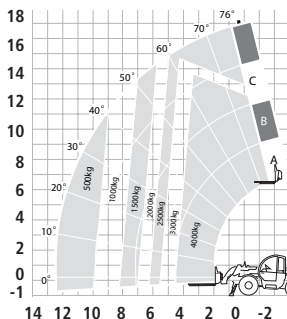
- › Working height 16.70m
- › Max lift capacity 4.000kg
- › Lift capacity at max height 2.500kg
- › Lift capacity at max reach 600kg
- › Max forward reach 12.50m
- › Reach at max height 2.05m
- › Weight 12.060kg





up to 17.10m
working height

- › Working height 17.10m
- › Max lift capacity 4000kg
- › Lift capacity at max height 2500kg
- › Lift capacity at max reach 500kg
- › Max forward reach 12.50m
- › Reach at max height 1.28m
- › Weight 11.620kg

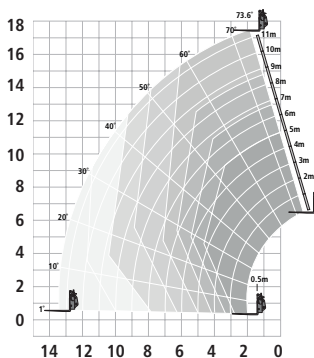


All dimensions shown in metres




up to 17.51m
working height

- › Working height 17.51m
- › Max lift capacity 4000kg
- › Lift capacity at max height 2500kg
- › Lift capacity at max reach 550kg
- › Max forward reach 13.34m
- › Reach at max height 1.88m
- › Weight 11.380kg

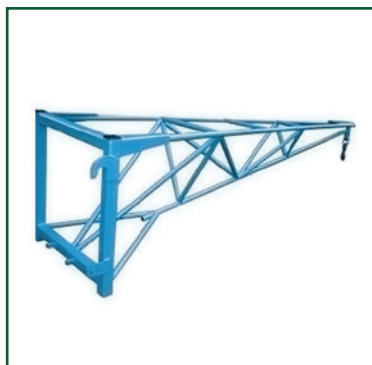


All dimensions shown in metres

› Crane Hook



› Roof Truss Jib



› Extension Jib



› Bucket Attachment



› Skyjack trestle - large scissor



› Air filters



› On site fuel bowser



› Exhaust carbon filters



› Wheel Covers



› Safety Harnesses



› Foam Filled Tyres



› Protective Guard - SIOPS



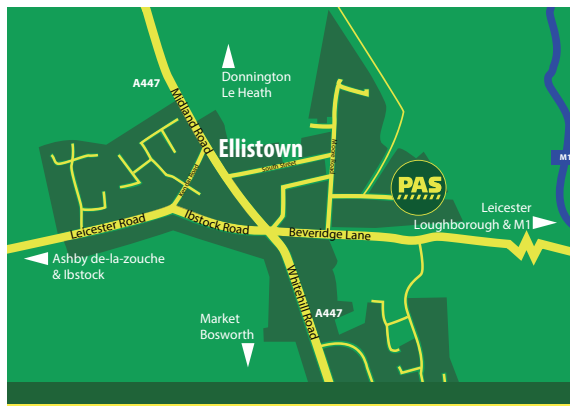
› On Board Generator



› 110v Power Socket



PAS offer coverage across most of the UK from our three depots



Midlands

Powered Access Services
Beveridge Lane
Ellistown
Coalville
Leicestershire
LE67 1FB

Telephone:
01530 264242

Fax:
01530 264126

Email:
headoffice@poweredaccessservices.co.uk



Northampton

Powered Access Services
Cranford Road
Burton Latimer
Kettering
NN15 5TB

Telephone:
01536 212242

Email:
northampton@poweredaccessservices.co.uk



South

Powered Access Services
London Rd, Hitchin
Hertfordshire
SG4 7PQ

Telephone:
01438 364412

Email:
london@poweredaccessservices.co.uk

We can supply a wide range of specialist equipment to help you work at height or lift safely.

► Spider lift



► Truck mounted platforms



► Van mounted platforms



► Mini cranes



Under the Provision and Use of Work Equipment Regulations 1998 (PUWER) requires that equipment provided for use at work is used only by people who have received adequate information, instruction and training.

It encompasses a wide spectrum of safety related issues where employers are obliged to undertake their “duty of care”. Employers are accountable to demonstrate that the proper skills and knowledge are in place to ensure the safety of both the general public and employees.

Professional training of staff and operators will demonstrate this.


In the event of unforeseeable accidents employers are requested to provide sufficient evidence that operators have received adequate competence training.

Safety training is essential to prevent accidents and PAS are here to help our safety training courses not only ensure that as the employer you comply with current legislation but also educate your workforce with the necessary competence, skills, information and certification to erect and operate equipment safely.

PAS has affiliations with highly skilled instructors who provide a wide range of work access related training which can be individually tailored to suit your own industry requirements.

TRAINING IN INDUSTRY SECTORS INCLUDE:

- › Airports building and civil engineering distribution
- › Engineering
- › Entertainment
- › Leisure
- › Education
- › Food industry
- › Local authority and government
- › Health authorities
- › Retail



PAS can provide you with a simple solution for all your Powered Access Training requirements.

IPAF or in-house training courses are readily available from our operating centres using machines from our extensive range of access equipment.

Category specific courses covering:



1b (static boom)



3a (mobile vertical)



3b (mobile boom)



PAV (push around vertical)



Harness training

Course duration is dependent on the delegates' experience but can usually be completed in 1 day. PAV and harness training are half day courses.

As a family lead business we value you as a customer so phone our hire desks or email your enquiry to paseveryone@poweredaccessservices.co.uk and let us do the rest.

Looking to purchase a used boom or scissor?

We have a number of ex-hire machines for sale

- Diesel, electric and bi-energy models
- Wide range of scissors and booms
- All machines have a comprehensive service and inspection history by our experienced engineers
- Ongoing maintenance contracts available

Contact us today for available stock



	Working Height	Working Outreach	Page
Electric Scissors			5
› Boss X3	4.55m	-	5
› 3010E	5.00m	-	5
› Boss X3X	5.20m	-	6
› GMG 1530-ED Micro	6.50m	-	6
› SJ3219	7.47m	-	7
› GS1932e	7.55m	-	7
› S3219e	7.79m	-	8
› Sinoboom 1932	7.80m	-	8
› JCB S1930e	7.80m	-	9
› GMG 2632	9.63m	-	10
› JLG 2630 ES	9.77m	-	10
› SJ3226	9.90m	-	11
› GS2632	9.96m	-	11
› SJ4732	11.60m	-	12
› GS3246	11.75m	-	12
› SJ4632	11.80m	-	13
› GS4047	13.70m	-	13
› GS4046	13.94m	-	14
› JCB 4550e	15.80m	-	15
› Sinoboom 4647E PLUS	15.80m	-	15
› AIRO X16	15.90m	-	16
› PB 175-19	18.10m	-	16
› Dingli JCPT2223DC	22.00m	-	17
› Dingli JCPT2212DC	22.00m	-	17

Mast Booms / Personnel Lift / Electric Booms			18
› 100VJR	9.85m	3.15m	18
› AWP 36S	13.10m	-	18
› Z30 / 20N RJ	9.85m	6.53m	19
› 120AETJ	11.95m	7.00m	19

Hybrid Booms			20
› HR12N	12.20m	6.10m	20
› HR15 Bi Energy	15.50m	9.70m	20
› Genie Z45FE	15.92m	6.94m	21
› HR17 NDE	17.00m	9.70m	21
› Genie Z60/37 FE	20.16m	11.15m	22
› HR21 4x4 Hybrid	20.80m	13.00m	22

Diesel Booms			24
› MAN'GO 12	11.91m	6.69m	24
› HR15 4WD	15.70m	7.55m	24
› Z45XC	15.86m	7.55m	25
› SJ46AJ	15.93m	7.45m	25
› Z45/25J	16.05m	7.52m	26
› 160 ATJ	16.02m	8.30m	27

Diesel Booms			
› 200ATJ	20.28	12.00m	27
› Z62/40	20.87m	12.42m	28
› SJ63AJ	21.38m	12.19m	28
› 220TJ	21.77m	17.63m	29
› Z80/60	25.77m	18.29m	28
› 280TJ	27.75	21.45m	30
› 1250AJ	40.3	18.03m	32
› ZX135/70	43.15m	18.03m	32
› 1500AJP	45.72m	18.03m	32

Tracked Diesel Scissor			34
› S15 AUJ	15.00m	10.30m	34

Diesel Scissors			36
› S2755 RT	8.10m	-	36
› SJ6832 RT	9.75m	-	36
› GS3369 RT	9.96m	-	37
› 3370 RT	10.00m	-	37
› GS3384 RT	10.06m	-	38
› 3970 RT	11.80m	-	38
› GS4390 RT	13.11m	-	39
› SJ9250 RT	15.24m	-	40
› GS5390 RT	16.15m	-	40
› SJ9664 RT	19.51m	-	41
› S225-24D	20.30m	-	41
› S270-24D	25.25m	-	42
› JCPT2825RT	28.00m	-	42

Tracked Diesel Scissor			44
› Bibi 850-HE	7.80m	-	44

Forklift Trucks and Reach Trucks			46
---	--	--	-----------

Telehandlers			48
› Manitou M625	7.00m	3.40m	48
› JCB 531-70	7.00m	3.70m	48
› Merlo 33.9-75 G	7.00m	5.70m	49
› JCB 535-95	9.50m	6.25m	49
› 535-105	10.22m	6.83m	50
› 535-125	12.28m	8.10m	50
› Merlo P40-13	12.50m	8.74m	51
› JLG 3614	14.00m	9.50m	52
› JCB 535-140	13.80m	9.70m	52
› Merlo P40-17	16.60m	12.47m	53
› JCB 540-170	16.70m	12.50m	53
› JLG 4017	17.10m	12.34m	54
› JCB 540-180	17.51m	13.34m	54



› Scissors › Booms › Telehandlers
› Specialist Access Equipment

Yardbourne Ltd trading as Powered Access Services

› **Head Office**

Powered Access Services
Beveridge Lane, Ellistown,
Coalville, Leicestershire, LE67 1FB

Email: headoffice@poweredaccessservices.co.uk
Tel: 01530 264242
Fax: 01530 264126

› Hire › Sales › Training

www.poweredaccessservices.co.uk